



**Coimisiún na Scrúduithe Stáit**  
**State Examinations Commission**

*Leaving Certificate Examination, 2014*

***Design & Communication Graphics***  
***Ordinary Level***

***Section A (60 marks)***

**Wednesday, 18 June**  
**Afternoon, 2:00 - 5:00**

**This examination is divided into three sections:**

- SECTION A (Core - Short Questions)  
SECTION B (Core - Long Questions)  
SECTION C (Applied Graphics - Long Questions)

- SECTION A**
- Four questions are presented.
  - Answer **any three** on the A3 sheet overleaf.
  - All questions in Section A carry **20 marks** each.

- SECTION B**
- Three questions are presented.
  - Answer **any two** on drawing paper.
  - All questions in Section B carry **45 marks** each.

- SECTION C**
- Five questions are presented.
  - Answer **any two** (i.e. the options you have studied) on drawing paper.
  - All questions in Section C carry **45 marks** each.

**General Instructions:**

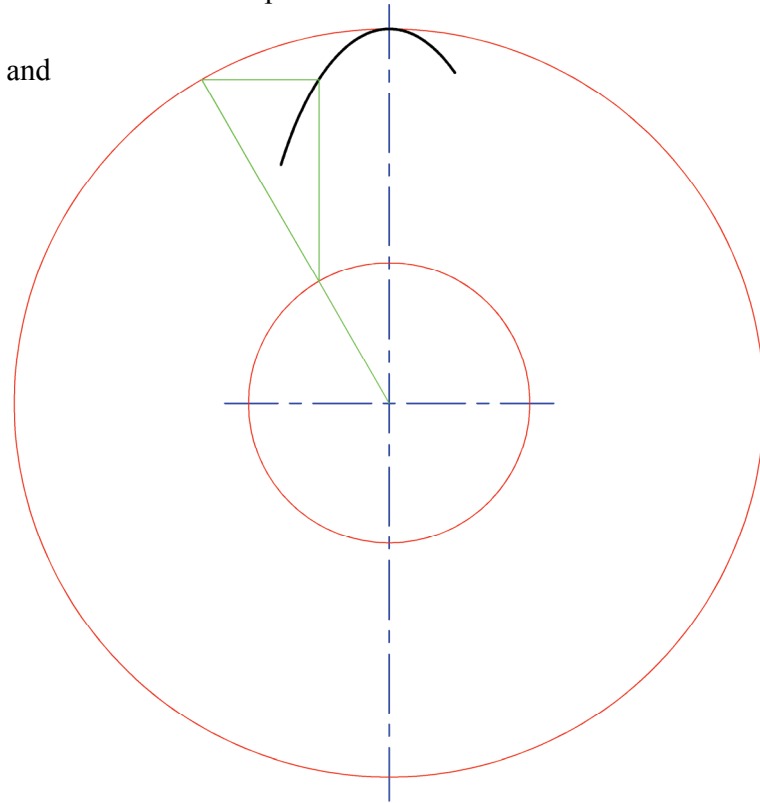
- *Construction lines must be shown on all solutions.*
- *Write the question number distinctly on the answer paper in Sections B and C.*
- *Work on one side of the drawing paper only.*
- *All dimensions are given in metres or millimetres.*
- *Write your Examination number in the box below and on all other sheets used.*

**Examination Number:**

**SECTION A - Core - Answer any three of the questions on this A3 sheet**

**A-1.** The 3D graphic below shows a pair of earrings based on elliptical shapes. The drawing on the right shows the major and minor axes of an ellipse. A portion of the curve is already drawn.

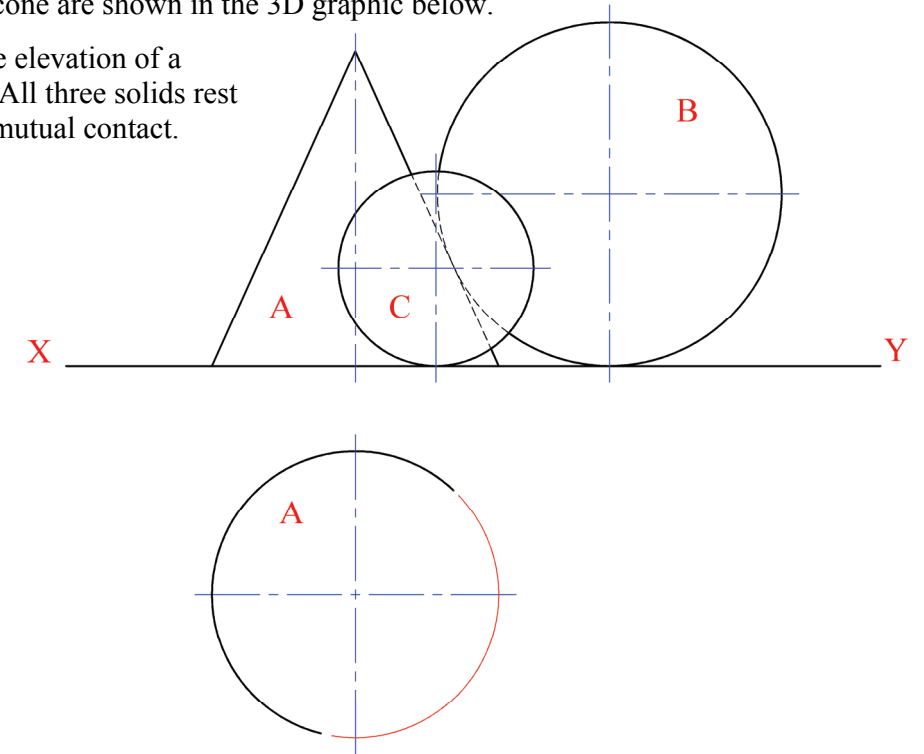
- (a) Locate the remaining points on the curve and draw the ellipse.
- (b) Locate the focal points of the ellipse.



**A-3.** Toys in the form of spheres and a cone are shown in the 3D graphic below.

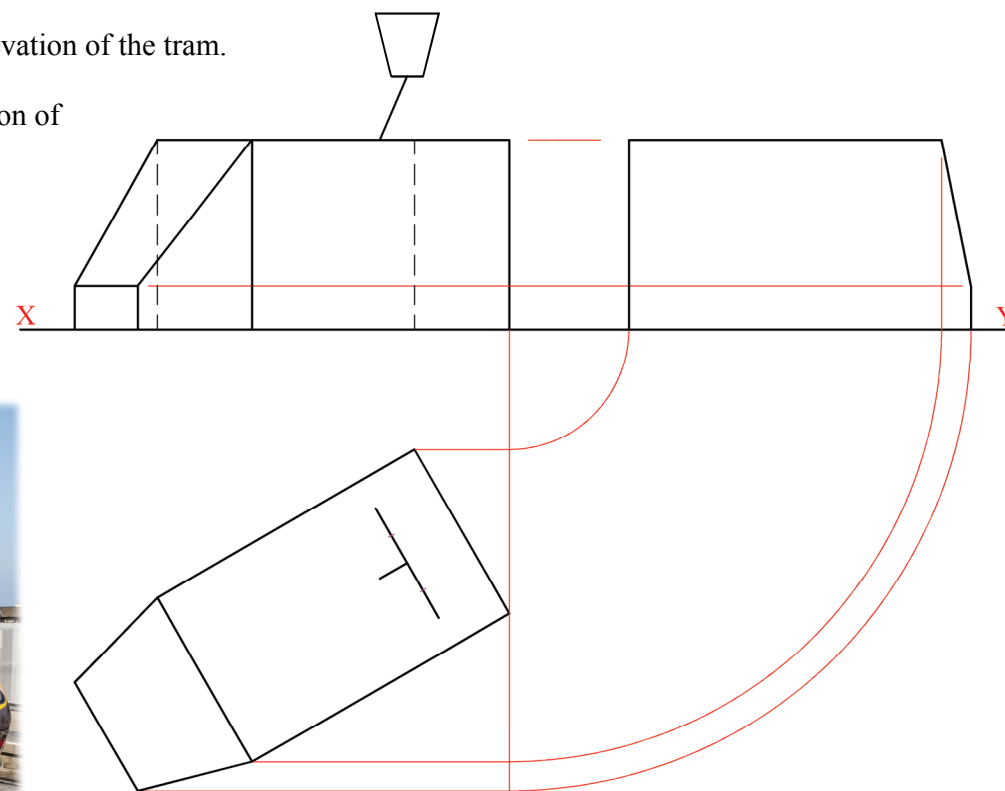
The drawing on the right shows the elevation of a cone **A** and two spheres, **B** and **C**. All three solids rest on the horizontal plane and are in mutual contact. The plan of cone **A** is also shown.

- (a) Draw the plan of sphere **B**.
- (b) Draw the plan of sphere **C**.



**A-2.** The 3D graphic below shows one section of a *Luas* tram. The plan, elevation and partially completed end elevation of the outline of the tram are shown on the right.

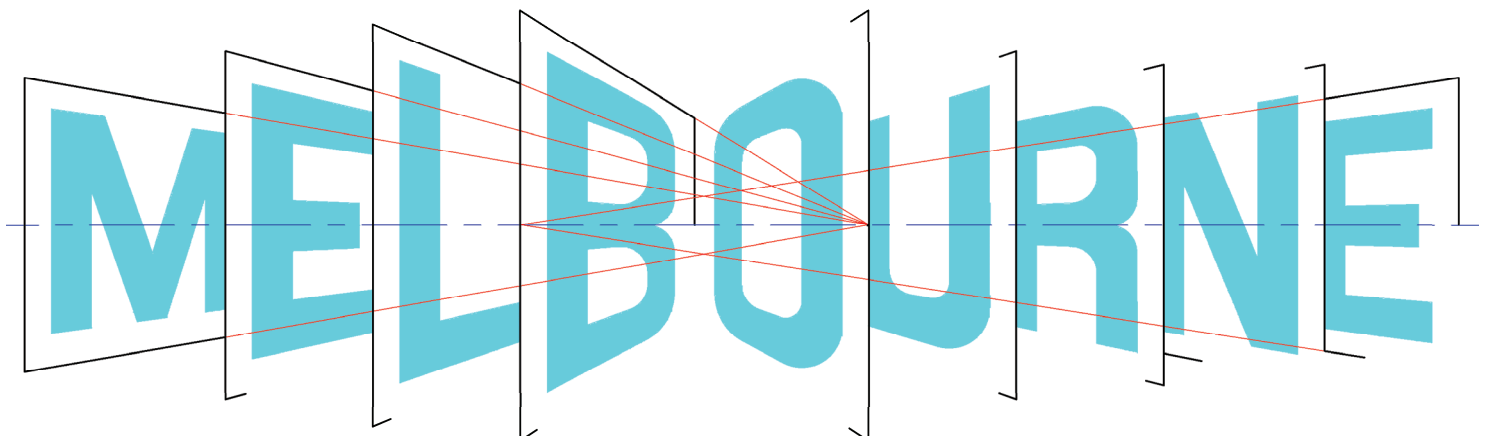
- (a) Complete the end elevation of the tram.
- (b) Draw the end elevation of the power supply connector on the top of the tram.



**A-4.** The 3D graphic on the right shows the “MELBOURNE” logo displayed on a billboard during the *Australian Open* tennis championship. The logo is designed to look like pages from a book.

The partially completed drawing below shows how the logo is constructed using two vanishing points.

Complete the drawing.



This Contour Map is part of Section C and should only be used for the answering of the Geologic Geometry Option (Question C-1).

(Scale 1:1000)

